

SALICE

Salice Exedra vs. Hawa Concepta





Salice Italy



Salice America



Salice Canada

Salice

Salice holds a well-established position worldwide by virtue of its natural talent for innovation, careful attention to quality, efficiency of customer service, and reliability earned during more than 80 years of experience. Salice is one of the most prestigious brands among the small, medium-sized and large companies in the furniture industry.

History

The genesis of this enviable leading position goes back to 1926 in Cantù, when the founder, Arturo Salice, started the retail distribution of hardware produced in Italy and abroad. This enterprise, initially restricted to the local area, became a thriving business that, with ability and perseverance, was extended to the whole of Italy.

Locations

Salice is active in all the industrialized countries of the world through its network of subsidiaries.

1926: Italy

1971: France and Germany

1985: United Kingdom

1988-89: Canada and United States

2011: Spain

2015: China and Hong Kong

Today

Now, as in the past, the company pursues a policy of constant investment aimed at keeping the production facilities up-to-date, improving production systems and rationalizing production processes.

Product Video



Exedra Video



Exedra – Pocket Door

Elegance, functionality and space optimization

- ✓ Contactless magnetic configuration provides smooth linear movement
- ✓ Opening and Closing speed control
- ✓ Cam assisted movement for opening and closing
- ✓ Self and Soft Close options
- ✓ Customized system for each application
- ✓ Preassembled mechanism for time saving install
- ✓ Front Accessible Adjustments: vertical, horizontal, and depth
- ✓ Guided positioning for easy install and removal of mechanism
- ✓ Technical specifications, drawings, and templates provided

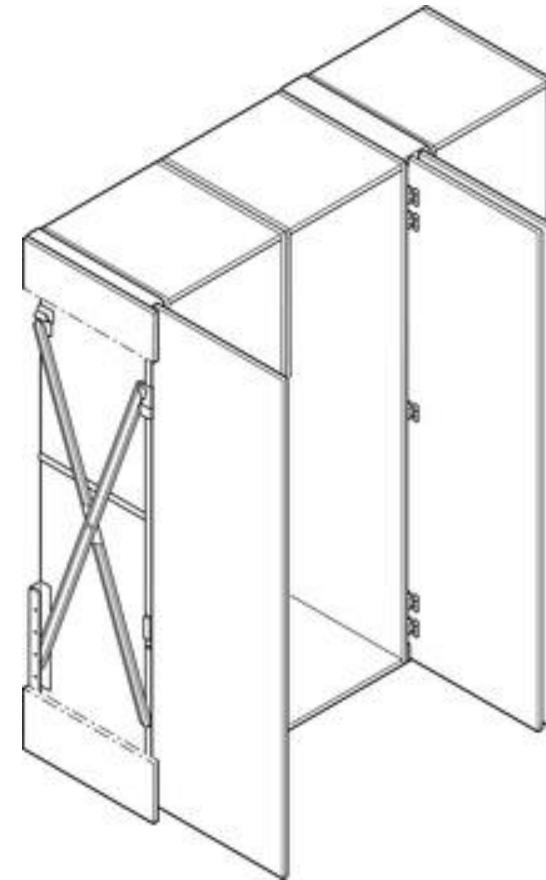
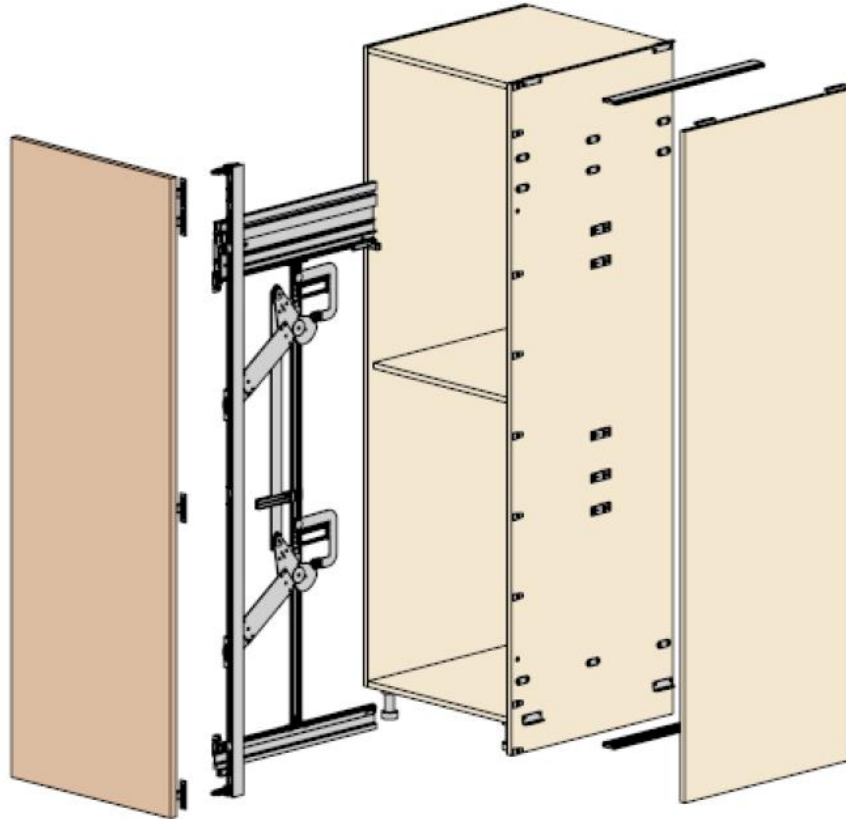


Exedra – Pocket Door

Pre-cut and configured to your specifications

- ✓ Max. weight 30 kg (66 lbs) with 5 hinges
- ✓ Thickness from 19 mm to 30 mm (3/4" to 1-3/16")
- ✓ Door Width from 400 mm to 900 mm (15-3/4" to 35-7/16")
- ✓ Door Height from 1333 mm to 2530 (52-1/2" to 99-5/8")
- ✓ Standard projection of door in open position: 107 mm (4-3/16")
- ✓ High resistance and durability certified: 100,000 cycles stress test
- ✓ Material: wood or derived material and glass with metal frame
- ✓ May be used in a host of applications including:
 - ✓ Locker Systems
 - ✓ Pantry units for kitchens
 - ✓ Living rooms for media
 - ✓ Library units
 - ✓ Bedroom wardrobes
 - ✓ Office storage applications





Competition Comparison
Exedra vs. Hawa

	Salice	Hawa
Product Model	EXEDRA Pocket Door	Concepta 25/30
Door Max Weight	67 lbs 30 kg	55 / 67 lbs 25 / 30 kg
Door Width	15 - 3/4" – 35 - 7/16" 400 – 900 mm	11 - 13/16" – 35 - 7/16" 300 – 900 mm
Door Height	51 - 1/16" – 99 - 5/8" 1333 – 2530 mm	49 - 3/16" – 90 - 9/16" 1250 – 2300 mm
Door Thickness	3/4" – 1 - 3/16" 19 – 30 mm	3/4" – 1 - 3/16" 19 – 30 mm
Mechanism Space Required	2 - 3/16" 55 mm	2 - 3/16" 55 mm

Competition Comparison
Exedra vs. Hawa

	Salice	Hawa
Product Model	EXEDRA Pocket Door	Concepta 25/30
Mechanism rear space required	4 - 3/16" 107 mm	2 - 7/8" 73 mm
Assisted door pull out	Yes	No
Assisted door slide in	Yes	No
Decelerated door slide in	Yes	Yes
Door frontal adjustment	Yes	Yes

Competition Comparison

Exedra vs. Hawa

Salice

Hawa

Product Model	EXEDRA Pocket Door	Concepta 25/30
Quick Installation	Yes	No
Quick disassembled process	Yes	No
Reversible mechanism left/right	No	Yes
Pricing	\$\$	\$\$\$\$



Salice Contact Information

Technical Support

Customer Service

Phone: 800.222.9652

Fax: 704.841.7808

Email: orders@saliceamerica.com

Technical Support

Troy Jacob – Troy@saliceamerica.com

Phone: 800.222.9652

Product Management

Simone Capelli – Simone@saliceamerica.com

Phone: 800.222.9652

Mobile: 704.425.8758

Sliding Door Systems

Smoothness and silent movement



Coplanar Sliding Door System
SALICE



SALICE

Exedra Pocket Door Systems

Questions?



SALICE

Exedra Pocket Door Systems

Backup Slides

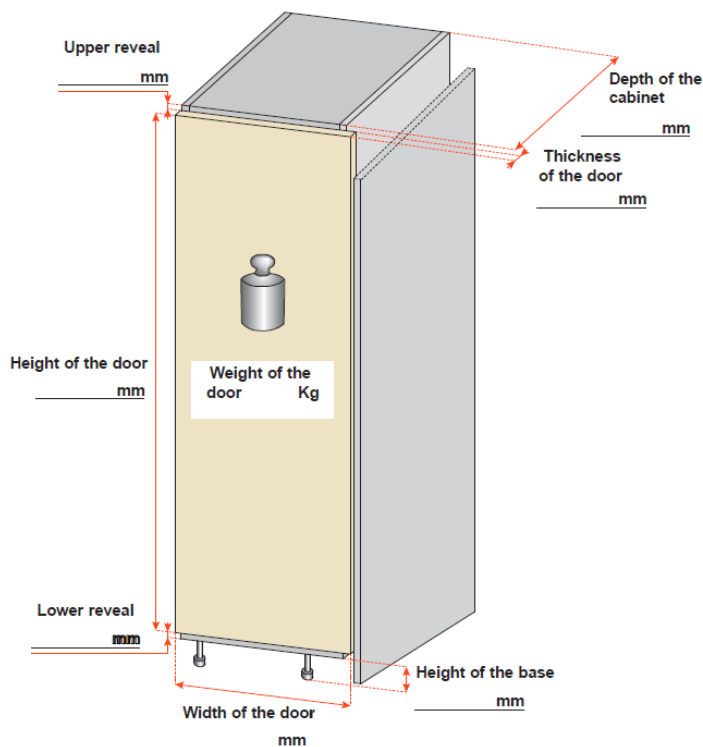


Pocket Door Order Form

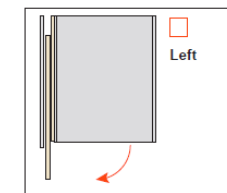
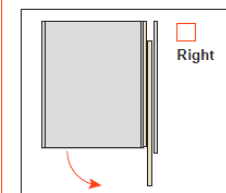
Complete form

EXEDRA - Pocket door order form
Details to be sent to order a pocket door mechanism made to measure

SALICE

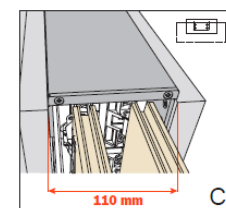
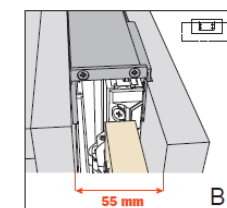
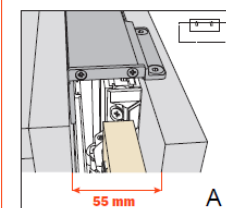


Opening direction:

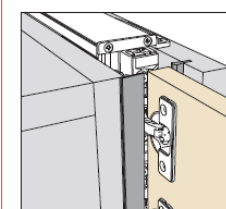


Quantity of each:

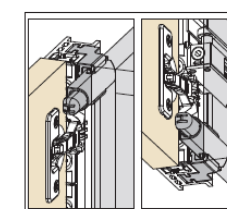
Cover panel connector kit



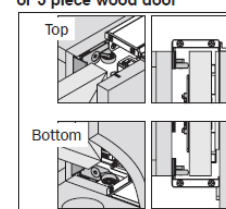
Front cover kit



Smove soft close kit for door



Roller kit for aluminum door or 5 piece wood door



☐ Black ☐ Grey ☐ White

Contact name _____

Company _____

Date _____

Project _____

Salice Distributor _____

Note _____

Pocket Door Order Form

Technical features

EXEDRA - Pocket door technical features

SALICE

Mechanism characteristics

- Aluminium profiles: 6060T5 alloy, silver anodized.
- Components made of plastic, steel and zinc alloy.
- Mounting with clips to facilitate extraction of the mechanism in case of maintenance.
- Quick coupling hinges.

Door features

- Maximum weight for each door : up to 66 lbs (30 Kg) (with 5 of hinges allowed).
- Thickness: - min. 3/4" (19 mm) - max. 1-3/16" (30 mm).
- Width: - min. 15-3/4" (400 mm) - max. 35-7/16" (900 mm).
- Height: - min. 53-1/2" (1359 mm) - max. 98-7/16" (2500 mm).
- Door vertical adjustment: +4/-1 mm.
- Door horizontal adjustment: ±2 mm.
- Door front adjustment: ±4 mm.
- Cam-assisted door extraction movement.
- Standard projection of the door in open position: 107 mm (4-3/16") when allowed.
- Recommended space below door 5 mm (3/16")

Material: a) wood or derivatives;
b) metal and glass frame.

How to order the mechanism

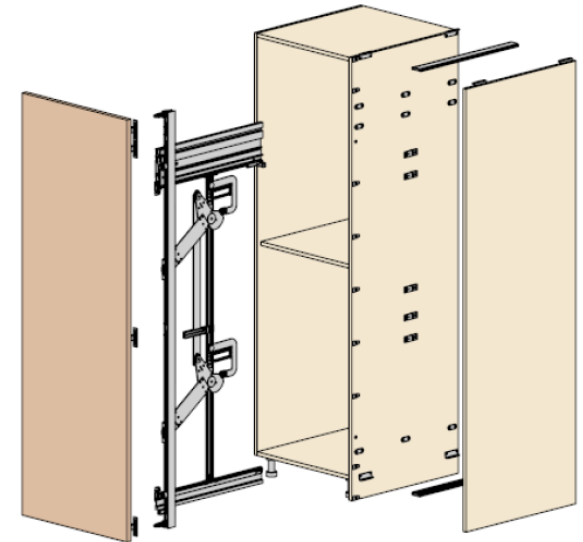
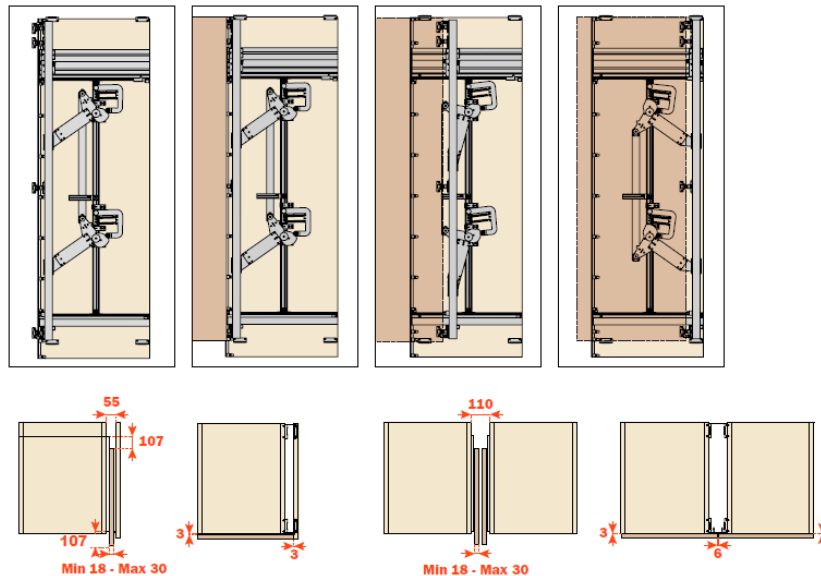
- 1) Complete all the requested values in the section "cabinet dimensions" of the order form.
- 2) Choose the opening direction. Select the box "Right" or "Left".
- 3) Optional accessories:
"Cover panel connector kit"
"Roller kit for aluminum door or 5 piece wood door"
"Smove soft kit for door"
"Front cover kit": choose the color

Space required for the panel connector kit:

A minimum 14 mm above and 28 mm below the cabinet

B & C minimum 14 mm above and below the cabinet

Send the completed "order form" page to Salice America or Salice distributor.



Custom Quote Process Requesting a quote

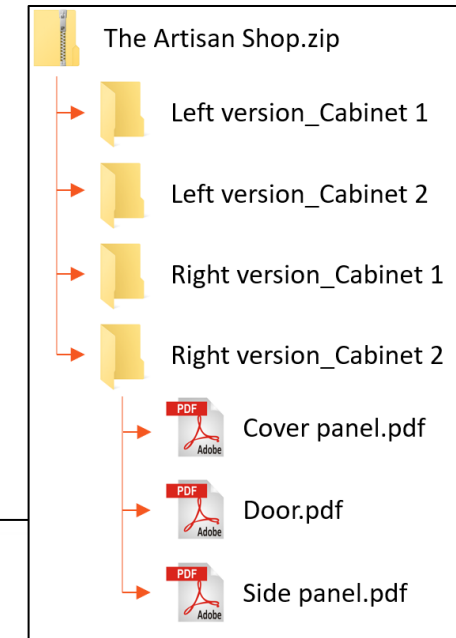
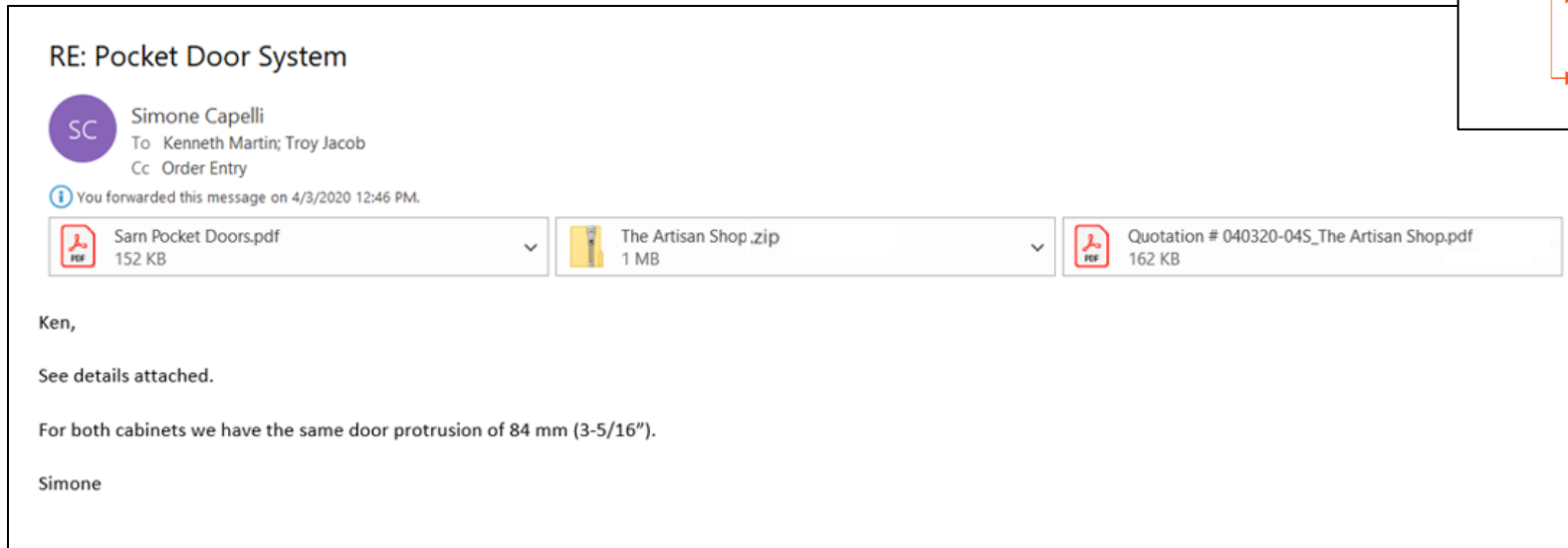


- ✓ Customer completes the order form
- ✓ Distributor sends the order form to Salice Technical Support and Product Management
- ✓ Salice Technical Support sends quote to Distributor, Sales, & Salice Customer Service
- ✓ Distributor sends Quote to Customer
- ✓ Customer places order with Distributor

Technical Drawings

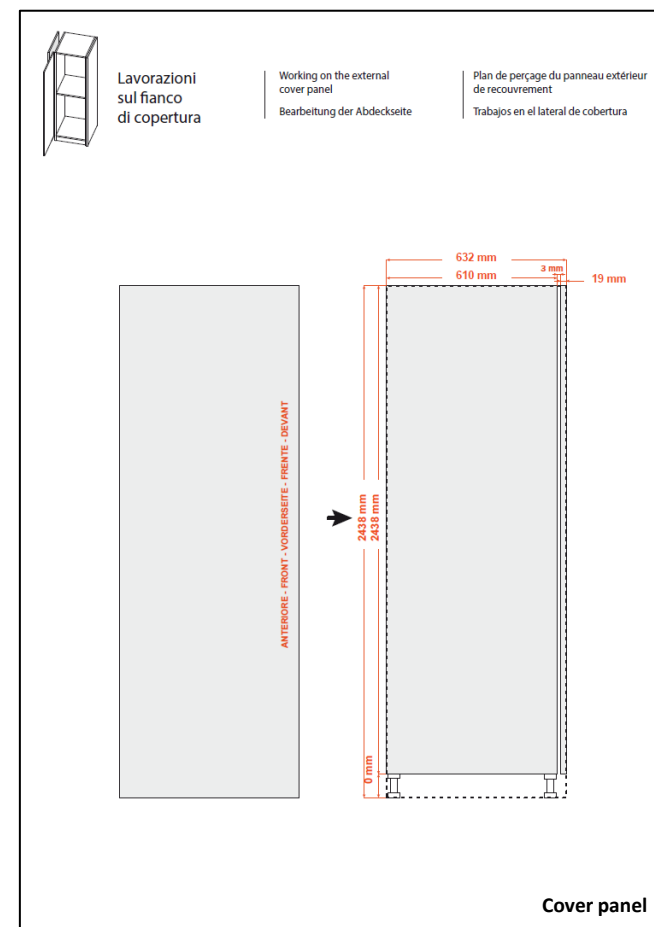
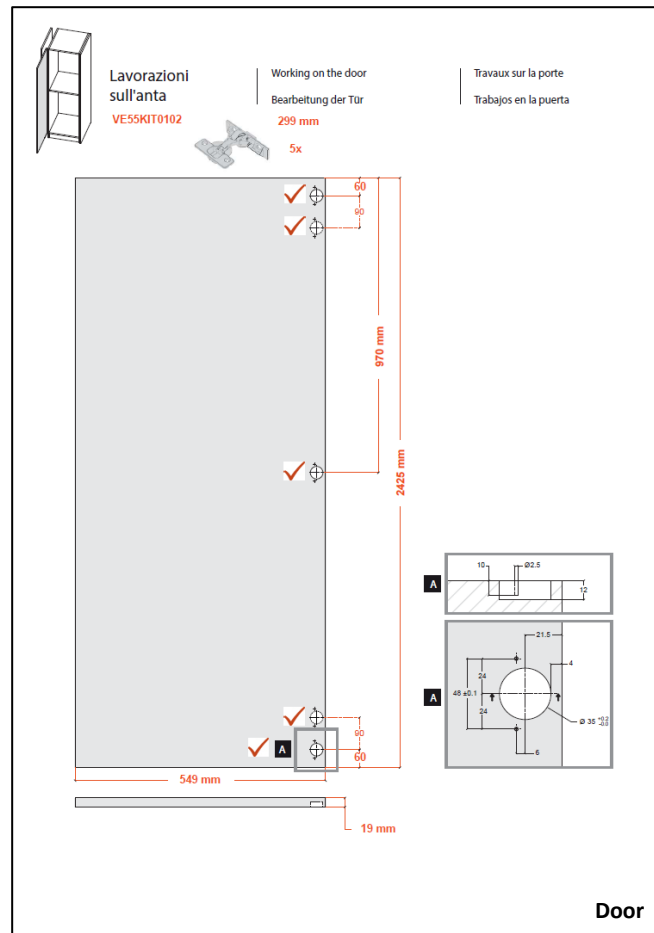
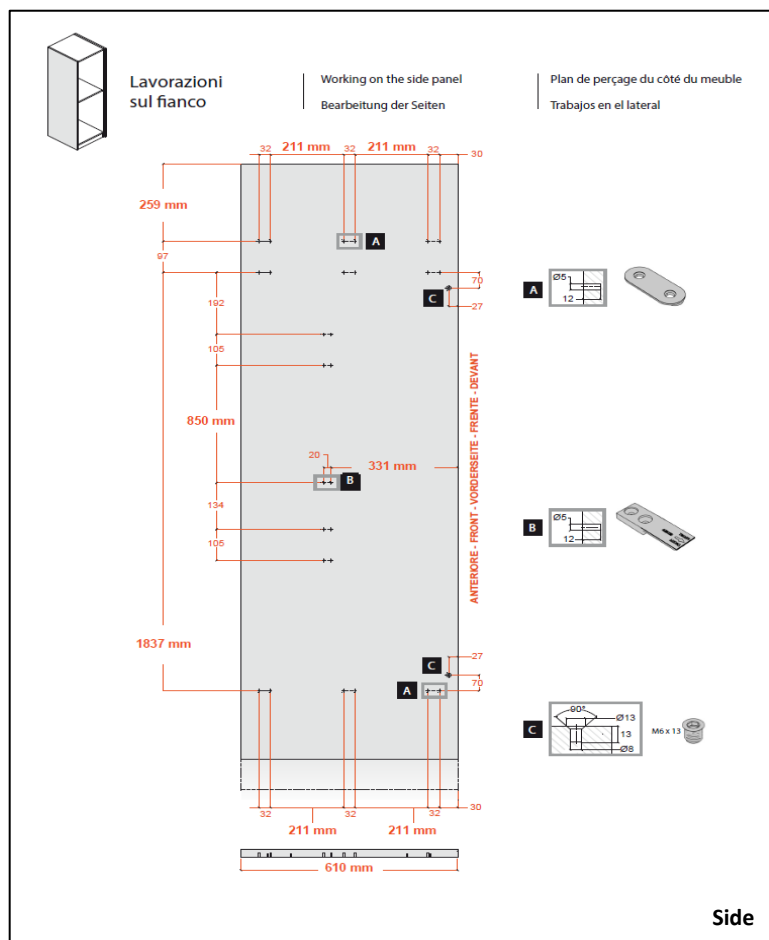
Cover Panel, Door & Side Panel

- ✓ Complete Pocket Door Form for quote
- ✓ Once quoted you will receive:
 - ✓ Original Order Form
 - ✓ Shop Technical Drawings
 - ✓ Price Quote



Technical Drawings

Cover Panel, Door & Side Panel



Warranty

SALICE

Quality That Lasts A Lifetime

The maker of this product has extended his craftsmanship to include Salice hinges, drawer slides and/or other Salice products. Having undergone severe usage tests and met industry standards worldwide, our products confirm our commitment to pleasing the most discriminating customer - you.

THE SALICE LIFETIME GUARANTEE AND LIMITED WARRANTY*

Salice America, Inc., warrants that all hinges, drawer slides and/or Salice products contained in this product, (but not the product itself) against defects in material and workman-ship for as long as the original consumer purchaser owns the products. Salice will send the original consumer purchaser a new Salice product to replace any defective Salice product subject to this warranty without charge. The warranty is a warranty of replacement only. Salice specifically does not warrant removal of the defective product nor installation of a new product. This warranty does not cover products which have been incorrectly installed, exposed to excessive loads or abused. To obtain a replacement, you should, within 30 days of discovery of the defect, remove the defective product and mail it postage prepaid to:



SALICE
SALICE AMERICA Inc.
2123 CROWN CENTRE DRIVE
USA - CHARLOTTE NC 28227

Enclose a brief letter explaining the defect with a copy of your proof of purchase. Allow approximately four (4) weeks for delivery of the replacement.

ALL WARRANTIES IMPLIED BY STATE LAW, INCLUDING THE IMPLIED WARRANTIES OF MERCHANTABILITY AND FITNESS FOR A PARTICULAR PURPOSE, ARE EXPRESSLY LIMITED AS SET FORTH ABOVE. However, some states do not allow limitations on how long an implied warranty lasts, so the above limitation may not apply to you. WITH THE EXCEPTION OF ANY WARRANTIES IMPLIED BY STATE LAWS HEREBY LIMITED, THE FOREGOING EXPRESS LIMITED WARRANTY IS EXCLUSIVE AND IN LIEU OF ANY OTHER WARRANTIES OF SALICE WITH RESPECT TO THE REPAIR OR REPLACEMENT OF ANY PROPS OR PARTS.

IN NO EVENT SHALL SALICE BE LIABLE FOR CONSEQUENTIAL OR INCIDENTAL DAMAGES RESULTING FROM THE USE, INSTALLATION, PERFORMANCE OR FAILURE OF ITS PRODUCT. However, the exclusion of limitation of incidental or consequential damages, so the above exclusion may not apply to you. This limited warranty gives you specific legal rights and you may also have other rights which vary from state to state.

SALICE

Quality That Lasts A Lifetime

The maker of this product has extended his craftsmanship to include Salice hinges, drawer slides and/or other Salice products. Having undergone severe usage tests and met industry standards worldwide, our products confirm our commitment to pleasing the most discriminating customer - you.

THE SALICE LIFETIME GUARANTEE AND LIMITED WARRANTY*

Salice Canada, Inc., warrants that all hinges, drawer slides and/or Salice products contained in this product, (but not the product itself) against defects in material and workman-ship for as long as the original consumer purchaser owns the products. Salice will send the original consumer purchaser a new Salice product to replace any defective Salice product subject to this warranty without charge. The warranty is a warranty of replacement only. Salice specifically does not warrant removal of the defective product nor installation of a new product. This warranty does not cover products which have been incorrectly installed, exposed to excessive loads or abused. To obtain a replacement, you should, within 30 days of discovery of the defect, remove the defective product and mail it postage prepaid to:



SALICE
SALICE CANADA Inc.
3500 Ridgeway Drive
Mississauga, Ontario L5L 0B4
800-361-1045 salicecanada.com

Enclose a brief letter explaining the defect with a copy of your proof of purchase. Allow approximately four (4) weeks for delivery of the replacement.

ALL WARRANTIES IMPLIED BY LAW, INCLUDING THE IMPLIED WARRANTIES OF MERCHANTABILITY AND FITNESS FOR A PARTICULAR PURPOSE, ARE EXPRESSLY LIMITED AS SET FORTH ABOVE. However, limitations on how long an implied warranty lasts may not be allowed, so the above limitation may not apply to you. WITH THE EXCEPTION OF ANY WARRANTIES IMPLIED BY LAW AS HEREBY LIMITED, THE FOREGOING EXPRESS LIMITED WARRANTY IS EXCLUSIVE AND IN LIEU OF ANY OTHER WARRANTIES OF SALICE WITH RESPECT TO THE REPAIR OR REPLACEMENT OF ANY PROPS OR PARTS.

IN NO EVENT SHALL SALICE BE LIABLE FOR CONSEQUENTIAL OR INCIDENTAL DAMAGES RESULTING FROM THE USE, INSTALLATION, PERFORMANCE OR FAILURE OF ITS PRODUCT. However, the exclusion of limitation of incidental or consequential damages may not be allowed, so the above exclusion may not apply to you. This limited warranty gives you specific legal rights and you may also have other rights which vary.

Quality

In 1993, Salice was certified with the “QUALITY ASSURANCE system ISO 9001” guaranteeing its conformity to the highest quality standards and in 1998 with the “ENVIRONMENTAL MANAGEMENT system ISO 14001”, to witness that the company is attentive to the protection of the environment.



Accredited by
SINCERT - DAR - NACCB
RAB



Accredited by
SINCERT - DAR - NACCB
RAB - INMETRO



**SALICE AMERICA INC.
2123 CROWN CENTRE DRIVE
CHARLOTTE, NC. 28227
TEL. 1-800-222-9652
TEL. 704-741-7810
FAX. 704-841-7808
info.salice@saliceamerica.com
www.saliceamerica.com**

**SALICE CANADA INC.
3500 RIDGEWAY DRIVE UNIT#1
MISSISSAUGA, ONTARIO, L4L 0B4
TEL. 1-800-361-1045
TEL. 905-820-8787
FAX. 905-820-7226
info.salice@salicecanada.com
www.salicecanada.com**