



EMTEK® LOCKS

2

EMTEK SELECT LEVER & KNOB SETS

Mix-Match Style & Finish for lever/knobs, stems and rosettes



EMTEK SELECT

All Special Order
Lead time 7-10
business days*

- 6 lever/ 3 knob designs in 7 finishes
- Any style rosette in available finishes
- Complete set includes latch, strike plate and dust box
- Standard latch is 2-3/8" backset - Specify 2-3/4" backset if required
- 3 lever stem designs in 7 finishes
- Levers include 28° rotation latch
- Hanging required for lever sets (see pg 208 for chart)

Available in Passage, Privacy and Dummy sets.
 Concealed Fastener (CF) Mechanism available.

Standard sets List \$ 220, CF sets List \$ 262



R-Bar . Straight Knurled
w/ Watford Rosette



R-Bar . Hammered
w/ Urban Modern Rosette



T-Bar . Knurled
w/ Urban Modern Rosette



T-Bar . Faceted
w/ Disk Rosette



L-Square . Tribeca
w/ Urban Modern Rosette



L-Square . White Marble
w/ Wilshire Rosette



Conical . White Marble
w/ Disk Rosette



Conical . Knurled
w/ Mod. Rect. Rosette



Conical . Straight Knurled
w/ Urban Modern Rosette



Conical . Knurled
w/ Watford Rosette



Conical . Straight Knurled
w/ Wilshire Rosette

Rosette options



Disk



Square

Modern
RectangularUrban
Modern

Quincy



Watford



Wilshire

For Technical Specs
and Installation
Instructions on
Emtek products,
visit emtek.com and
go to SUPPORT.

Finish options

Satin Brass
US4Oil R Bronze
US10BSatin Nickel
US15Polished Nickel
- Lifetime US14Flat Black
US19Pol Chrome
US26Unlacquered
Brass US3NL
*Upcharge

EMTEK LOCKS

2

All Special Order
Lead time 7-10
business days*

EMTEK BRASS MODERN INTERIOR LEVER & KNOB SETS

- Complete set includes latch, strike plate and dust box
- Standard Latch is 2-3/8" backset - Specify 2-3/4" backset if required.
- Handing required for leversets (see pg 208 for chart)
- Available in Passage, Privacy and Dummy sets
- Concealed Fastener (CF) Mechanism available (w/ 28° latch for leversets)

Knobsets - Studio Brass

Rosettes for Studio Brass

Standard sets List \$ 265, **CF sets List \$ 307**



Spoke Knob
w/ Mod Rectangular Rosette



The Ace Knurled Knob
w/ Quincy Rosette



The Ace Knob
w/ Disk Rosette



Disk



Square



Modern
Rectangular



Urban
Modern



Quincy

Finish options for Studio Brass



Satin Brass
US4



French Antique
US7



Polished Nickel
Lifetime US14



Satin Nickel
US15



Pewter
US15A



Flat Black
US19



Pol Chrome
US26



Matte White
MW



Satin Rose Gold
SRG



Unlacquered
Brass US3NL

***Upcharge**


Lever and Knobsets - Modern Classic Brass

****Available in Stainless Steel**

Standard sets List \$ 148, **CF sets List \$ 196 (leversets), \$ 190 (knobsets)**



Athena Lever
w/ Neos Rosette




Helios Lever**
w/ Square Rosette



Hermes Lever
w/ Modern Rosette



Luzern Lever
w/ Square Rosette



Poseidon Lever**
w/ Modern Rect Rosette



Stuttgart Lever**
w/ Square Rosette



Round Knob**
w/ Modern Rect Rosette



Orb Knob
w/ Urban Mod Rosette

Rosette options



Modern



Disk



Square



Neos



Modern
Rectangular



Urban
Modern

Finish options



Satin Brass
US4



Oil R Bronze
US10B



Polished Nickel
Lifetime US14



Satin Nickel
US15



Flat Black
US19



Pol Chrome
US26



Unlacquered
Brass US3NL
***Upcharge**



EMTEK. LOCKS

2

EMTEK BRASS MODERN INTERIOR LEVER SETS




















- Complete set includes latch, strike plate and dust box
- Standard Latch is 2-3/8" backset - Specify 2-3/4" backset if required.
- Handing required for leversets (see pg 208 for chart)
- Available in Passage, Privacy and Dummy sets
- Concealed Fastener (CF) Mechanism available (w/ 28° latch for leversets)

All Special Order
Lead time 7-10
business days*

Standard sets List \$ 187, CF sets List \$ 235

Lever sets - Modern Designer Brass

*Available in Stainless Steel

				Rosette options  Modern  Disk  Square  Neos  Modern Rectangular  Urban Modern
				
				
 Spencer Lever w/ Modern Rosette				

Finish options

Satin Brass
US4Oil R Bronze
US10BPolished Nickel
Lifetime US14Satin Nickel
US15Flat Black
US19Pol Chrome
US26Unlacquered
Brass US3NL
*Upcharge

For Technical Specs
and Installation
Instructions on
Emtek products,
visit emtek.com and
go to SUPPORT.

EMTEK® LOCKS

2

All Special Order
Lead time 7-10
business days*

EMTEK BRASS MODERN INTERIOR KNOB SETS

- Complete set includes latch, strike plate and dust box
- Standard Latch is 2-3/8" backset - Specify 2-3/4" backset if required.
- Available in Passage, Privacy and Dummy sets
- Concealed Fastener (CF) Mechanism available

Standard sets List \$ 187, CF sets List \$ 229

Knobsets - Modern Designer Brass

*Available in Stainless Steel



Rosette options



Knobsets - Modern Crystal



Finish options



For Technical Specs
and Installation
Instructions on
Emtek products,
visit emtek.com and
go to SUPPORT.



EMTEK® LOCKS

2

EMTEK CLASSIC BRASS INTERIOR LEVER & KNOB SETS

- Complete set includes latch, strike plate and dust box
- Standard Latch is 2-3/8" backset - Specify 2-3/4" backset if required.
- Handing required for leversets (see pg 208 for chart)
- Available in Passage, Privacy and Dummy sets
- Concealed Fastener (CF) Mechanism available (w/ 28° latch for leversets)

All Special Order
Lead time 7-10
business days*

Standard sets List \$ 148, CF sets List \$ 196 (leversets), \$ 190 (knobsets)

Leversets - Classic Brass



Cortina Lever
w/ #8 Rosette



Merrimack Lever
w/ Rectangular Rosette



Milano Lever
w/ #8 Rosette



Turino Lever
w/ Oval Rosette



Manning Lever
w/ Watford Rosette

Knobsets - Classic Brass



Egg Knob
w/ Oval Rosette



Melon Knob
w/ Regular Rosette



Norwich Knob
w/ Regular Rosette



Providence Knob
w/ Quincy Rosette



Waverly Knob
w/ Quincy Rosette

Finish options



Polished Brass
US3



French Antique
US7



Polished Nickel
Lifetime US14



Pewter
US15A



Pol Chrome
US26



Satin Brass
US4



Oil R Bronze
US10B



Satin Nickel
US15



Flat Black
US19



Unlacquered
Brass US3NL
*Upcharge

Rosette options



#8



Oval



Regular



Rectangular



Quincy



Watford



Wilshire



Rope*



Lancaster*

Ribbon
& Reed*

* Not available in
US4, US14, US19

EMTEK® LOCKS

2

All Special Order
Lead time 7-10
business days*

EMTEK DESIGNER BRASS INTERIOR LEVER & KNOB SETS

- Complete set includes latch, strike plate and dust box
- Standard Latch is 2-3/8" backset - Specify 2-3/4" backset if required.
- Available in Passage, Privacy and Dummy sets
- Handing required for leversets (see pg 208 for chart)
- Concealed Fastener (CF) Mechanism available (w/ 28° latch for leversets)

Standard sets List \$ 187, CF sets List \$ 235 (leversets), \$ 229 (knobsets)

Leversets - Designer Brass



Coventry Lever
w/ Regular Rosette



Elan Lever
w/ Oval Rosette



Ribbon & Reed Lever
w/ Ribbon & Reed Rosette



Rope Lever
w/ Rope Rosette



Rustic Lever
w/ Oval Rosette



Santa Fe Lever
w/ Rope Rosette



Wembley Lever
w/ Regular Rosette

Knobsets - Designer Brass



Beaded Egg Knob
w/ Oval Rosette



Victoria Knob
w/ #8 Rosette



Belmont Knob
w/ Wilshire Rosette



Rope Knob
w/ Rope Rosette



Lancaster Knob
w/ Lancaster Rosette



Ribbon & Reed Knob
w/ Ribbon & Reed
Rosette

For Technical Specs
and Installation
Instructions on
Emtek products,
visit emtek.com and
go to SUPPORT.

Finish options



Polished Brass
US3



French Antique
US7



Oil R Bronze
US10B



Satin Nickel
US15



Pewter
US15A



Pol Chrome
US26



Unlacquered
Brass US3NL
*Upcharge

Rosette options



#8



Oval



Regular



Rectangular



Quincy



Watford



Wilshire



Rope



Lancaster



Ribbon
& Reed

EMTEK LOCKS

EMTEK INTERIOR KNOB & LEVERSETS

- Complete set includes latch, strike plate and dust box
- Standard Latch is 2-3/8" backset - Specify 2-3/4" backset if required.
- Hanging required for leversets (see pg 208 for chart)
- Available in Passage, Privacy and Dummy sets
- Concealed Fastener (CF) Mechanism available (w/ 28° latch for leversets)

All Special Order
Lead time 7-10
business days*

Knobsets - Crystal Standard sets List \$ 187, CF sets List \$ 229



Old Town
Crystal Knob
w/ #8 Rosette



Providence
Crystal Knob
w/ Lancaster Rosette



Bristol
Crystal Knob
w/ Wilshire Rosette



Georgetown
Crystal Knob
w/ Rectangular Rosette



Hampton
Crystal Knob
w/ Oval Rosette



Lowell
Crystal Knob
w/ Watford Rosette



Windsor
Crystal Knob
w/ Quincy Rosette



Astoria
Crystal Knob
w/ Rope Rosette



Diamond
Crystal Knob
w/ Ribbon & Reed Rosette

Finish options for above knobsets



Polished Brass
US3



French Antique
US7



Polished Nickel
Lifetime US14



Pewter
US15A



Pol Chrome
US26



Satin Brass
US4



Oil R Bronze
US10B



Satin Nickel
US15



Flat Black
US19



Unlacquered
Brass US3NL
*Upcharge

Leversets & Knobsets - Arts & Crafts

Standard sets List \$ 187, CF sets List \$ 235 (leversets), \$ 229 (knobsets)



Arts & Crafts Lever
w/ Arts & Crafts Rosette



Hammered Lever
w/ Hammered Rosette

Arts & Crafts Sets may also be ordered
with any Modern Brass/ Brass Rosette
style. Available finishes:



Oil R Bronze
US10B



Satin Nickel
US15



Flat Black
US19



Unlacquered
Brass US3NL
*Upcharge

Rosette options



#8



Oval



Regular



Rectangular



Quincy



Watford



Wilshire



Rope*



Lancaster*



Ribbon
& Reed*

* Not available in
US4, US14, US19

EMTEK. LOCKS

2

All Special Order
Lead time 7-10
business days*

EMTEK SANDCAST BRONZE INTERIOR LEVER & KNOB SETS


- Complete set includes latch, strike plate and dust box
- Standard Latch is 2-3/8" backset - Specify 2-3/4" backset if required.
- Available in Passage, Privacy and Dummy sets
- Handing required for leversets (see pg 208 for chart)
- Concealed Fastener (CF) Mechanism available (w/ 28° latch for leversets)

Standard sets List \$ 215, CF sets List \$ 263 (leversets), \$ 257 (knobsets)

Lever sets & Knobsets - Sandcast Bronze



Yuma Lever
w/ #6 Rosette



Montrose Lever
w/ #1 Rosette



Durango Lever
w/ #1 Rosette



Cimarron Lever
w/ #2 Rosette



Cody Lever
w/ #3 Rosette



Lariat Lever
w/ #4 Rosette



Teton Lever
w/ #4 Rosette



Aurora Lever
w/ #6 Rosette



Bryce Lever
w/ #6 Rosette



Mariposa Lever
w/ #2 Rosette



Winchester Knob
w/ #3 Rosette



Butte Knob
w/ #1 Rosette



Round Knob
w/ #6 Rosette



Egg Knob
w/ #2 Rosette



Lowell
Crystal Knob
w/ #4 Rosette

Some Crystal knobsets also available with Sandcast bronze rosettes.

Rosette options



#1



#2



#3



#4



#6

Finish options



Flat Black
Bronze
FB



Medium
Bronze
MB



Tumbled
White Bronze
TWB

For Technical Specs and Installation Instructions on Emtek products, visit emtek.com and go to SUPPORT.



EMTEK LOCKS

EMTEK INTERIOR KNOB & LEVERSETS

- Complete set includes latch, strike plate and dust box
- Standard Latch is 2-3/8" backset - Specify 2-3/4" backset if required.
- Handing required for leversets (see below for chart)
- Available in Passage, Privacy and Dummy sets
- Concealed Fastener (CF) Mechanism available (w/ 28° latch for leversets)

All Special Order
Lead time 7-10
business days*

Standard sets List \$ 215, **CF sets List \$ 263 (leversets), \$ 257 (knobsets)**

Leversets & Knobsets - Lost Wax Cast Bronze



Medici Lever
w/ #14 Rosette



Napoli Lever
w/ #12 Rosette



Octagon Lever
w/ #11 Rosette



Padua Lever
w/ #11 Rosette

Rosette options



#11



#12



#14



#15



Petal Knob
w/ #11 Rosette



Parma Knob
w/ #12 Rosette



Octagon Knob
w/ #15 Rosette

Finish options



Flat Black
Bronze
FB

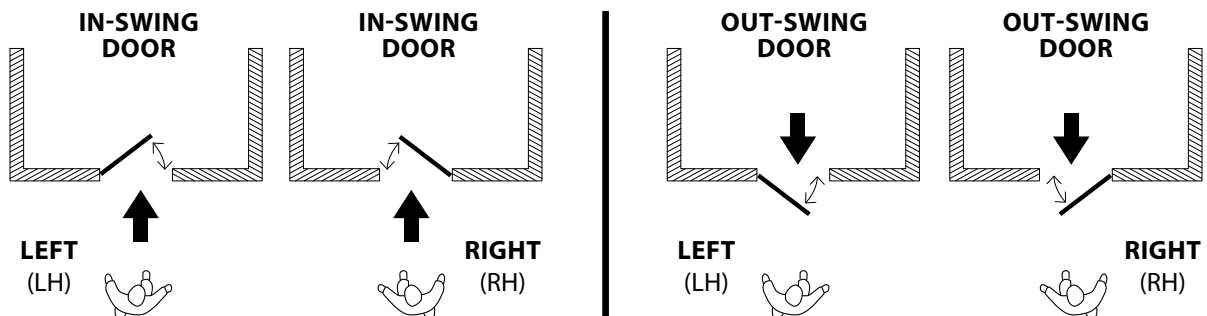


Medium
Bronze
MB

Emtek Door Handing Chart

The handing of a door is always determined from the outside.

- The outside of an exterior door is the street or entrance side
- The outside of a room door is the hall side
- The outside of a closet door is the room or hall side
- The outside of a single communicating door is the side from which the hinges are not visible when the door is closed



EMTEK. LOCKS

2

All Special Order
Lead time 7-10
business days*

ELECTRONIC LOCKSETS - EMPOWERED KEYPAD ENTRYSETS

- SMART lock upgrade available - Secure from anywhere using the Yale access app
- Complete set includes both 2-3/8" and 2-3/4" latches, strikes and 4 AA batteries
- Standard door prep 2-1/8" bore. Fits standard door thickness of 1-3/4". Specify if thicker up to 2-1/4"
- Choose any Brass lever or knob for interior - Handing required if lever used
- EMPowered deadbolt only available with square corner latch face plate

Standard sets List \$ 734, works with Yale Access List \$ 946



Baden Grip
w/ Int. Helios Lever



Ares Grip
w/ Int. Aston Lever



Franklin Grip
w/ Int. Turino Lever



Hamden Grip
w/ Int. Merrimack Lever



EMPowered Touchscreen
Keypad Deadbolt

List \$ 432

Smart Keypad Deadbolt
(works w/ Yale Access)

List \$ 645

Fits door thickness
of 1-1/2" to 2-1/4".

Finish options



Oil R Bronze
US10B



Polished Nickel
US14



Satin Nickel
US15



Flat Black
US19



Pol Chrome
US26

ELECTRONIC LOCKSETS - KEYPAD ENTRYSETS

- Fits standard door thickness of 1-3/4". Specify if thicker.
- Standard door prep 2-1/8" bore. Standard latch is for 2-3/8" backset. Specify 2-3/4" backset if required.
- Complete set includes latch, strike plate and a 9-volt battery
- Factory programmed with 2 unique, 4-digit secure user codes
- Can be programmed with up to 20 user codes of your choice



List
\$ 656

EMTouch
Keypad Entry Set



List
\$ 656

EMTouch Classic Style
Keypad Entry Set



List
\$ 616

Modern Style
Keypad Entry Set

Available in the
above finishes plus
Satin Brass (US4)



Satin Brass
US4



Sandcast Bronze
Style Keypad
Entry Set

List
\$ 787



Flat Black
Bronze (FB)



Medium
Bronze (MB)

For Technical Specs
and Installation
Instructions on
Emtek products,
visit emtek.com and
go to SUPPORT.

All Special Order
 Lead time 7-10
 business days*

EMTEK LOCKS

2

ELECTRONIC LOCKSETS - DEADBOLTS

- Schlage C Keyway. Std Door Prep and Installation
- Solid Brass Cylinder, Housing, Collar, Thumbturn and Rosette, Hardened Steel Bolt
- Heavy Gauge Steel Understrike and Brass Trim Strike shipped with every deadbolt
- Std door thickness of 1-3/4". Specify if thicker.
- Std door prep 2-1/8" bore. Std latch is for 2-3/8" backset. Specify 2-3/4" backset if required.
- Set includes latch, strike plate and a 9-volt battery



EmTouch E3020 List \$ 359

Avail in US4, US10B, US14, US15, US19, US26



EmTouch Classic E3002 List \$ 359

Avail in US3, US10B, US15



Modern E1020 List \$ 318

Avail in US10B, US15, US19, US26



Classic E1000 List \$ 279

Avail in US3, US10B, US15

Finish options



Polished Brass US3



Satin Brass US4



Oil R Bronze US10B



Polished Nickel US14



Satin Nickel US15



Flat Black US19



Pol Chrome US26

THUMBTURN PRIVACY BOLTS

- Mix-Match Style & Finish:
 4 Thumbturn & Rosette designs in 10 Finishes
- Locked/unlocked indicator available on Double rosette styles
- Complete set includes latch, strike plate, and emergency release tool
- Std latch is for 2-3/8" backset. Specify 2-3/4" backset if required
- Fits door thickness 1-3/8" - 1-3/4". Specify if thicker.
- Can be used with any Brass passage set



8581US19.RECUS4
 Square/Single Rosette
 Flat Black Finish
 Rectangular (REC) Thumbturn
 Satin Brass finish







8682US4.ARCUS4
 Disk/Double Rosette
 Arched (ARC) Thumbturn
 Satin Brass finish



8383US15.RESUS15
 Wilshire/Dbl Rosette w/ Ind.
 Rect. Step (RES) Thumbturn
 Satin Nickel finish

Choose Rosette style (e.g. Disk/Single Rosette), Thumbturn style, and Finish.

Rosette	Description	Code	List/ea
	Single Rosette	8681	\$ 54
	Double Rosette	8682	70
	Dbl Rosette w/ Indicator	8683	77
	Single Rosette	8581	\$ 54
	Double Rosette	8582	70
	Dbl Rosette w/ Indicator	8583	77
	Single Rosette	8481	\$ 54
	Double Rosette	8482	70
	Dbl Rosette w/ Indicator	8483	77
	Single Rosette	8381	\$ 54
	Double Rosette	8382	70
	Dbl Rosette w/ Indicator	8383	77

EMTEK DEADBOLTS

EMTEK DEADBOLTS

- Schlage C Keyway. Standard Door Prep and Installation
- Solid Brass Cylinder, Housing, Collar, Thumbturn and Rosette
- Hardened Steel Bolt
- Heavy Gauge Steel Understrike and Brass Trim Strike shipped with every deadbolt
- Standard door thickness of 1-3/4". Specify if thicker.
- Standard latch is for 2-3/8" backset. Specify 2-3/4" if required.

All Special Order
Lead time 7-10
business days*

Deadbolts - Brass
Single Cylinder List \$ 98, **EMPowered Upgrade (works w/ Yale Access) List \$ 641**



Above deadbolts not available in US3, US7, US15A.



** Only available in US10B
US15, US19, and US3NL

Finish options



**EMTEK DEADBOLTS****EMTEK DEADBOLTS** *Cont.*

All Special Order
Lead time 7-10
business days*

Finish options

Flat Black
Bronze
FBMedium
Bronze
MBTumbled
White Bronze
TWB**Deadbolts - Sandcast Bronze** Single Cylinder List \$ 110

Regular



8450

#1 w/ Flap



8457

#3 w/ Flap



8465

Rustic Modern
Rectangular w/ Flap

8477

Ridgemont w/ Flap



8476

Deadbolts - Tuscany Bronze Single Cylinder List \$ 110

Tuscany



8456

Classic Tuscany



8471

Octagon



8460

Tuscany #11



8472

Tuscany #14



8473

Tuscany only available in FB and MB.

Deadbolts - Stainless Steel - Brushed Stainless Steel Finish Single Cylinder List \$ 98

SS Modern Disc



S50004

SS Round



S50001

SS Square



S50003

For Technical Specs
and Installation
Instructions on
Emtek products,
visit emtek.com and
go to SUPPORT.

EMTEK® HANDLESETS

EMTEK BRASS MORTISE ENTRANCE HANDLESETS

- 2-1/2" and 2-3/4" Backsets, Hanging Required
- Choose F13 or F20 Mortise Lock Box function (F20 function includes stop/release button)
- Standard Mortise Door Prep ANSI A115.1
- Solid Forged Brass Trim
- Schlage C Keyway
- Inside lever retracts latch and deadbolt simultaneously
- Locks for In-Swing Doors standard, for Out-Swing doors, please specify
- All prices are LIST for Active Entry Sets



ANSI F20
UL Listed



ANSI F13
UL Listed



Order any brass lever or knob for the interior.

All Special Order
Lead time 7-10 business days*

Mormont



\$ 844

Lugano



\$ 920

Brisbane



\$ 844

Adelaide



\$ 920

Artemis



\$ 844

Hera



\$ 920

Transitional
Heritage



\$ 844

Harrison



\$ 844

Middleton



\$ 920

EMTEK SANDCAST BRONZE MORTISE ENTRANCE HANDLESETS

- Available in 3 finishes:
Flat Black (FB),
Medium Bronze (MB),
Tumbled Wht Bronze (TWB)



Order any Sandcast Bronze lever or knob, or Crystal & Porcelain knob for the interior.

Sonoma



\$ 935

Longmont



\$ 1013

Rustic Modern
Rectangular



\$ 935

Cheyenne



\$ 935

Topeka



\$ 1013

More styles available -
check out emtek.com



EMTEK[®] HANDLESETS

All Special Order
Lead time 7-10
business days*

EMTEK BRASS TUBULAR ENTRANCE HANDLESETS

- EMPowered Upgrade available - fits door thickness up to 2-1/4"
- Standard 2-1/8" Door Prep, Fits std door thickness of 1-3/4". Specify if thicker.
- Solid Forged Brass Trim, Schlage C Keyway
- Choose any Brass Lever or Knob for interior, Handing required if lever
- Interconnect Device available on most designs (specify handing)
- Many Finishes available, Unlacquered Brass (US3NL) available for an upcharge

All prices are LIST for Single Cylinder, Double Cylinder and Dummy Sets

Baden

\$ 396

Davos**

\$ 455

Lausanne

\$ 534

Ares

\$ 396

Apollo

\$ 455

Orion

\$ 534

** Available in
Stainless Steel

**Urban Modern
Sectional**

\$ 396

**Transitional Heritage
Sectional**

\$ 396

**Transitional Heritage
Monolithic**

\$ 455

Adams

\$ 455

Jefferson

\$ 534

Hamden

\$ 396

Wilshire

\$ 455

Melrose

\$ 534

Nashville

\$ 396

Richmond

\$ 455

Wilmington

\$ 534

For Technical Specs
and Installation
Instructions on
Emtek products,
visit emtek.com and
go to SUPPORT.

Saratoga

\$ 396

Marietta

\$ 455

Knoxville

\$ 396

Orleans

\$ 455

Ribbon & Reed

\$ 455

Imperial

\$ 534

Arts & Crafts

\$ 455

**Arts & Crafts
Full Length**

\$ 534

EMTEK. HANDLESETS

EMTEK SANDCAST BRONZE TUBULAR ENTRANCE HANDLESETS

- Standard 2-1/8" Door Prep, Fits std door thickness of 1-3/4". Specify if thicker.
- Solid Forged Brass Trim, Schlage C Keyway
- Choose any Sandcast Bronze Lever or Knob for interior, Handing required if lever
- Interconnect Device available on most designs (specify handing)
- Available finishes: Flat Black Bronze (FB), Medium Bronze (MB), or Tumbled White Bronze (TWB)

All prices are LIST for Single Cylinder, Double Cylinder and Dummy Sets

All Special Order
Lead time 7-10
business days*

For Technical Specs and
Installation Instructions
on Emtek products, visit
emtek.com and go to
SUPPORT.

Rustic Modern Rectangular Sectional  \$ 549	Rustic Modern Rectangular Monolithic  \$ 611	Rustic Modern Rectangular Full Length  \$ 686	Ridgemont  \$ 549	Logan  \$ 611	Brighton  \$ 686
Rectangular Sectional  \$ 549	Rectangular Monolithic  \$ 611	Rectangular Full Length  \$ 686	Denver  \$ 549	Remington  \$ 611	Greeley  \$ 686

LOST WAX BRONZE

Available in Flat Black (FB) and
Medium Bronze (MB)

Tuscany Sectional  \$ 549	Tuscany Monolithic  \$ 611
--	--

WROUGHT STEEL

Available in Flat Black Steel (FBS) and Satin Steel (SWS)

Sectional San Carlos Grip  \$ 396	Sectional Normandy Grip  \$ 396	Monolithic San Carlos Grip  \$ 455	Monolithic Normandy Grip  \$ 455
---	---	--	--

ROCKY MOUNTAIN LOCKS

ROCKY MOUNTAIN HARDWARE - 8-10 week lead time

All finishes priced the same. For additional Knob, Lever and Handle Set styles, see the next pages or visit rockymountainhardware.com

Available Finishes:

Silicon Bronze Light (BL), Silicon Bronze Medium (BM), Silicon Bronze Dark (BD), Silicon Bronze Rust (BR), Silicon Bronze Brushed (BBB), Silicon Bronze High Polished (BHP), Bronze Dark Lustre (BDL), White Bronze High Polished (WHP), White Bronze Light (WL), White Bronze Medium (WM), White Bronze Dark (WD), White Bronze Brushed (WBB).



2

ENTRY AND FULL DUMMY MORTISE LOCKS

Entries come with Baldwin cylinder and mortise box. Specify Handing and Door thickness.



E463 Esc.
with L103
Lever

Example
Lock
Combos



E721 Esc.
with L110
Lever

G542 Esc. w/ G618 grip

3-1/2"x 19-5/8" G542/G618
3-1/2"x 13" E463/L103

Complete Entry \$ 1726
Full Dummy 1051

G770 Esc. w/ G603 grip

3-1/2"x 20" G770/G603
2-1/2"x 11" E721/L110

Complete Entry \$ 1731
Full Dummy 1059



E431 Esc.
with K203
Knob

Example
Lock
Combos



E728 Esc.
with L125
Lever

G641 Esc. w/ G606 grip

2-3/4"x 18" G641/G606
2-1/2"x 10" E431/L105

Complete Entry \$ 1645
Full Dummy 973

G572 Esc. w/ G618 grip

3"x 20" G572/G618
3"x 13" E728/L125

Complete Entry \$ 1726
Full Dummy 1051

COMPLETE PASSAGE SPRING LATCH SETS

Example Passage Sets



E416 Esc.
w/ L109 Lever

2-5/8"x 2-5/8" E416 \$ 577



E418 Esc.
w/ L125 Lever

3-1/4 dia. E418 \$ 599

COMPLETE PRIVACY SPRING LATCH SETS

Example Privacy Sets



E460/E460 Esc.
3-1/2"x 13"
w/ K205 Knob

\$ 877

COMPLETE PRIVACY MORTISE BOLT SETS

Example Sets



IP716 Turnpiece
w/emergency
release trim
2-1/2"x 3-3/4"

E701 Esc.
L110 Lever

IP716 Turnpiece w/E701 Esc. \$ 941
Includes Emergency Release Trim

Esc: Escutcheon

ROCKY MOUNTAIN®

H A R D W A R E

2



**All Special Order,
8-10 Week
Lead Time**

ROCKY MOUNTAIN HARDWARE MORTISE LOCKS

Rocky Mountain Hardware products are made of solid bronze. Hand applied patinas enhance the hues of the bronze creating an aged appearance. Over time, touch and climate work with the bronze and the patina to create a unique finish. Silicon bronze contains copper, silicon and zinc and is a coppery gold color. White bronze is composed of copper, manganese, nickel and zinc producing a silver color.

					
SILICON BRONZE BRUSHED BBB	SILICON BRONZE LIGHT BL	SILICON BRONZE MEDIUM BM	SILICON BRONZE DARK BD	SILICONE BRONZE DARK LUSTRE BDL	SILICON BRONZE RUST BR
					
SILICON BRONZE HIGH POLISHED BHP	WHITE BRONZE BRUSHED WBB	WHITE BRONZE LIGHT WL	WHITE BRONZE MEDIUM WM	WHITE BRONZE DARK WD	WHITE BRONZE HIGH POLISHED WHP

In addition to the two bronze choices and twelve patina options, Rocky Mountain Hardware is designed to be freely interchangeable. This allows for countless arrangements of escutcheons with levers, knobs, rings or grips. A variety of settings and styles can be effortlessly combined. Entries work with Baldwin cylinders and mortise locks. The following is a small sampling of the many mortise handleset configurations that are available:

					
G781/G782 Arched Thumb Latch Keyed Escutcheon Set 3-1/2" x 26" Shown with G614 12" grip	G135/G136 Flute Thumb Latch Keyed Escutcheon Set 3-1/2" x 24" Shown with G10012 Flute grip	G770/E721 Arched Thumb Latch Keyed Escutcheon Set 3-1/2" x 20" / 2-1/2" x 11" Shown with G603 7-1/2" grip and L110 Classic lever	G601/G602 Rectangular Thumb Latch Keyed Escutcheon Set 3-1/2" x 18" Shown with G603 7-1/2" grip	E10211/E10209 Oasis Entry Escutcheon Set 2-1/2" x 8-1/2" Shown with K10300 Flora knob	G681/G682 Rectangular Thumb Latch Keyed Escutcheon Set 3-1/2" x 24" Shown with G614 12" grip
					
G641/E431 Rectangular Thumb Latch Keyed Escutcheon Set 2-3/4" x 18" / 2-1/2" x 10" Shown with G606 7-1/2" Sun Valley grip and K203 Potato Knob	G542/E463 Rectangular Sectional Thumb Latch Keyed Escutcheon Set 3-1/2" x 13" Shown with G618 6-1/2" Cobra grip and L103 Chub lever	G572/E728 Arched Sectional Thumb Latch Keyed Escutcheon Set 3" x 13" Shown with G618 6-1/2" Cobra grip and L125 Classic Scroll lever	E729/E728 Arched Entry Escutcheon Set 3" x 13" Shown with K251 Roswell knob	G238/E257 Metro Entry Set 2-3/4" x 23" Ext. escutcheon 2-1/2" x 13" Int. escutcheon Shown with G619 10" D grip and L108 Tube lever	

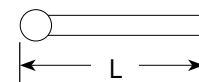


ROCKY MOUNTAIN LOCKS

ROCKY MOUNTAIN HARDWARE KNOBS & LEVERS

These solid bronze levers and knobs are available in all of the Rocky Mountain patina finishes. All levers and knobs can be used on either interior or exterior Rocky Mountain locksets.

L = Overall Length



2



L111
TWIG LEVER
L = 4.81"



L118
FRENCH TWIST LEVER
L = 4.81"



L126
TRIPLE TWIST LEVER
L = 4.65"



L123
OLD WORLD LEVER
L = 5.60"



L102
SQUIRREL TAIL LEVER
L = 4.19"



L106
TALON LEVER
L = 5"



L140
HARRINGTON LEVER
L = 4.44"



L127
SCROLL LEVER
L = 3.81"



L135
OLYMPUS LEVER
L = 4.88"



L125
CLASSIC SCROLL LEVER
L = 5.16"



L108
TUBE LEVER
L = 4.81"



L101
LONGHORN LEVER
L = 5.61"



L110
CLASSIC LEVER
L = 5.09"



L121
ROCK CREEK LEVER
L = 4.66"



L105
BEAVER TAIL LEVER
L = 4.81"



L130
MONARCH LEVER
L = 4.92"



L117
FRENCH LEVER
L = 4.43"



L104
HOOK LEVER
L = 3.84"



L107
SLUGGER LEVER
L = 4.28"



L103
CHUB LEVER
L = 4.06"



L109
LEGACY LEVER
L = 4.13"



K201
MUSHROOM KNOB
Dia: 2-1/8"
Proj: 2-3/16"



K251
ROSWELL KNOB
Dia: 2-7/16"
Proj: 1-7/8"



K202
HITCH KNOB
Dia: 2-1/4"
Proj: 3-1/4"



K204
EGG KNOB
2-1/2" x 1-9/16"
Proj: 2-7/16"



K203
POTATO KNOB
2-3/4" x 1-3/4"
Proj: 2-3/16"



K205
BAKER KNOB
3-1/8" x 1-13/16"
Proj: 2-3/16"

**ROCKY MOUNTAIN****RMH EXPRESS****2**

Rocky Mountain Express - Solid Bronze hardware and accessories for projects on a tighter timeline.

- Ships within 10 business days
- Includes select door hardware, handle options and accessories - no substitutions
- Door hardware available in Entry, Privacy, Passage or dummy functions with standard backsets and door thickness
- Choice of 10 finish options

**Door Hardware**

ARCHED PASSAGE SET
2-1/2" X 3-3/4" (EB70)
SMALL POTATO KNOB (KB50)
SILICON BRONZE RUST



ARCHED PASSAGE SET
2-1/2" X 6-1/2" (EB75)
BEAVER TAIL LEVER (L105)
SILICON BRONZE MEDIUM



RECTANGULAR PASSAGE SET
2-1/2" X 3-3/4" (EB50)
SMALL SQUASH KNOB (KB40)
WHITE BRONZE MEDIUM



RECTANGULAR PASSAGE SET
2-1/2" X 6-1/2" (EB55)
RAIL LEVER (L261)
SILICON BRONZE DARK



CURVED ENTRY SET
2-1/2" X 13" (E558/E557)
HANDLE: REED LEVER (L304)
SILICON BRONZE LIGHT



CURVED PASSAGE SET
2-1/2" X 6-1/2" (EB85)
LUNA DOOR KNOB (K207)
WHITE BRONZE DARK



STEPPED PASSAGE SET
2-1/2" X 3-3/4" (EB40)
SMALL RAIL LEVER (LB61)
WHITE BRONZE LIGHT



RECTANGULAR ENTRY SET
2-1/2" X 13" (E438/E437)
SQUASH KNOB (K268)
SILICON BRONZE DARK



CURVED PRIVACY SET
2-1/2" X 3-3/4" (EB80)
SMALL OLYMPUS LEVER (LB60)
SILICON BRONZE BRUSHED



METRO PASSAGE SET
2-1/2" X 6-1/2" (EB25)
OLYMPUS LEVER (L135)
WHITE BRONZE BRUSHED



STEPPED PRIVACY SET
2-1/2" X 6-1/2" (EB45)
REED LEVER (L304)
SILICON BRONZE DARK LUSTRE



ARCHED ENTRY SET
2-1/2" X 13" (E738/E737)
BEAVER TAIL LEVER (L105)
WHITE BRONZE LIGHT

**ROCKY MOUNTAIN****RMH EXPRESS** Continued**2****Deadbolts**

ARCHED DEADBOLT
2-1/2" X 3-3/4"
DB508
SILICON BRONZE RUST



CURVED DEADBOLT
2-1/2" X 3-3/8"
DB511
SILICON BRONZE BRUSHED



METRO DEADBOLT
2-1/2" X 3-1/4"
DB250
WHITE BRONZE BRUSHED



RECTANGULAR DEADBOLT
2-1/2" X 3"
DB507
WHITE BRONZE MEDIUM



STEPPED DEADBOLT
2-1/2" X 3-1/8"
DB312
SILICON BRONZE DARK LUSTRE

Lever Options

SMALL BEAVER
TAIL LEVER
1-1/8" X 4-1/8"
LB50



SMALL
OLYMPUS LEVER
7/16" X 3-9/16"
LB60



SMALL RAIL
LEVER
3/4" X 3-1/2"
LB61



SMALL REED
LEVER
3/4" X 3-1/2"
LB30



BEAVER
TAIL LEVER
1-3/8" X 4-7/8"
L105



OLYMPUS
LEVER
1/2" X 4-3/4"
L135



RAIL
LEVER
13/16" X 4-1/4"
L261



REED
LEVER
3/4" X 4"
L304

Knob Options

SMALL LUNA
KNOB
2-3/16" ROUND
KB60



SMALL POTATO
KNOB
1-1/2" X 2-5/16"
KB50



SMALL SQUASH
KNOB
1-1/2" X 2-1/2"
KB40



LUNA
KNOB
2-1/2" ROUND
K207



POTATO
KNOB
1-3/4" X 2-3/4"
K203



SQUASH
KNOB
1-3/4" X 2-3/4"
K268

Misc Door Hardware**Hinges**

HINGE: 3-1/2" X 3-1/2"
HNG3.5B w/
BT50 BALL CAP



HINGE: 4" X 4"
HNG4B w/
XT50 STANDARD CAP



HINGE: 4-1/2" X 4-1/2"
HNG4.5B w/
AT50 ACORN CAP

Flush Pull

RECTANGULAR FLUSH PULL
2-1/4" X 6"
FP206

Cap Options

STANDARD
FINIAL CAP XT50
1/2" BARREL



BALL
FINIAL CAP BT50
1/2" BARREL



ACORN
FINIAL CAP AT50
1/2" BARREL

Door Stop

SHORT BASEBOARD
DOOR STOP
3-7/16"
DS101

ROCKY MOUNTAIN LOCKS

ROCKY MOUNTAIN HARDWARE BUILDERS SERIES

Solid bronze architectural hardware. In their Builders Series, Rocky Mountain has combined its traditional custom process with a streamlined production technique. This results in a more competitively priced product without compromising the exceptional Rocky Mountain quality.

The Builder Series offers eight escutcheons that can be combined with a choice of two knobs and two levers. All Rocky Mountain Hardware finishes are available. Special Order, 8-10 week lead time.



Price List

All finishes are priced the same. Escutcheon determines price. (Choice of Knob or Lever does not effect price.)

Escutcheons:
EB50, EB70, EB40 and EB80

Single Dummy	\$ 117
Full Dummy	234
Passage	315
Privacy	325

Escutcheons:
EB55, EB75, EB45 and EB85

Single Dummy	\$ 131
Full Dummy	262
Passage	344
Privacy	354

			
EB50/KB50 Rectangular Escutcheon 2-1/2" x 3-3/4"	EB55/LB50 Rectangular Escutcheon 2-1/2" x 6-1/2"	EB75/KB50 Arched Escutcheon 2-1/2" x 6-1/2"	EB70/LB50 Arched Escutcheon 2-1/2" x 3-3/4"
			
EB40/KB60 Stepped Escutcheon 2-1/2" x 3-3/4"	EB45/LB60 Stepped Escutcheon 2-1/2" x 6-1/2"	EB85/KB60 Curved Escutcheon 2-1/2" x 6-1/2"	EB80/LB60 Curved Escutcheon 2-1/2" x 3-3/4"
			
KB50 Small Potato Knob 1-1/2" x 2-5/16"	LB50 Small Beaver Tail Lever 4-1/4" O.A.Length	KB60 Small Luna Knob 2-3/16" dia.	LB50 Small Olympus Lever 3-7/8" O.A.Length

BUILDERS SERIES
PLAIN BEARING
EXTRUDED HINGES

Available in all finishes.
Price includes hinge
and any style finial cap.
All Special Order.



HNG3.5B
3.5" x 3.5"
Shown with
Ball Finial
\$ 119/ea



HNG4B
4" x 4"
Shown with
Standard
Finial
\$ 130/ea

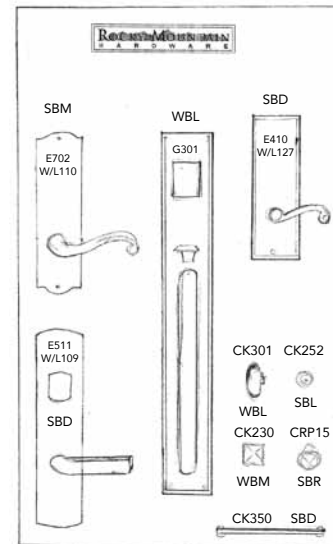
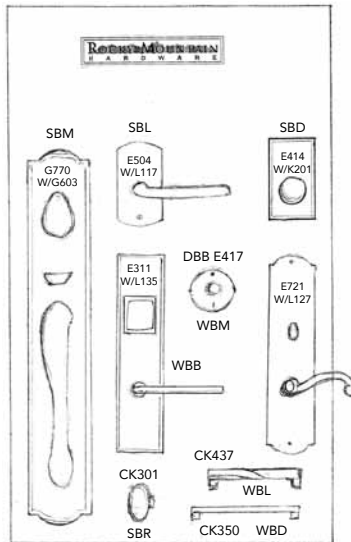


HNG4.5B
4.5" x 4.5"
Shown with
Acorn Finial
\$ 143/ea

**ROCKY MOUNTAIN DISPLAYS****ROCKY MOUNTAIN DISPLAY AND FINISH BOARDS****2****RMB1 - 18 x 30 Board \$ 650 Net****RMB2 - 18 x 30 Board \$ 590 Net**

Note:
Date the back of all
Finish Boards
upon
receiving.

The finishes
change over
time.

**ROCKY MOUNTAIN FINISH BOARD**

Shows 12 finishes on a 3/4"
Thick Mahogany Wall Board.

Code Net/ea
PATINA BOARD \$ 165

**SILICON BRONZE**

BL = Light
BM = Medium
BD = Dark
BR = Rust
BBB = Brushed
BDL = Dark Lustre
BHP = High Polished

WHITE BRONZE

WL = Light
WM = Medium
WD = Dark
WBB = Brushed
WHP = High Polished

FSB LOCKSETS

2



FSB offers a wide range of locksets from Mortise, Tubular latches and Deadbolts, Sliding Door Locks, Multi-Point, Lift & Slide and Glass Door Locks.

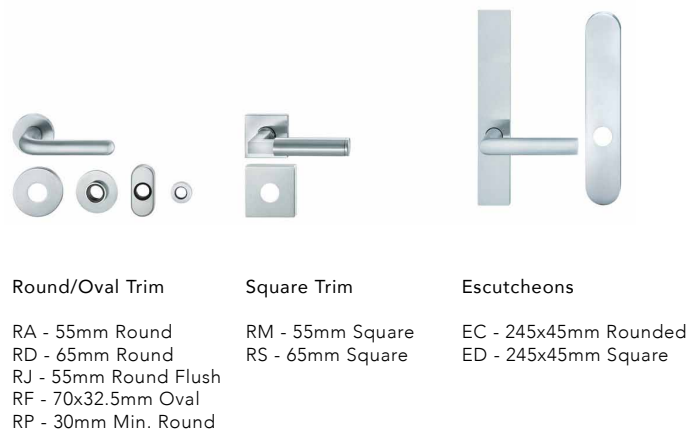
Over 40 different lever designs to choose from available in 12 standard finishes using either Stainless Steel, Bronze or Aluminum base metals. These lever designs, as well as all complementary trim can be used with a wide selection of American and European locking systems. **All Special Order.**



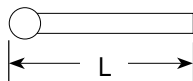
All FSB lever handles are made in Germany and are manufactured in compliance with the Americans with Disabilities Act (ADA).

Trim Choices

Finishes



L = Overall Length



Lever Choices

Premium Series: Stainless Steel / Bronze



6204
Satin
Stainless Steel



6205
Polished
Stainless Steel



7615
Aged
Bronze



7625
Dark Oxidized
Bronze

Elements Series: Aluminum base

Anodized Aluminum

Powder Coated Aluminum



0105
Natural



0205
Champagne
Silver



0410
Bronze



8120
Black



8220
White



0510
Med
Bronze




0710
Dark
Bronze



0810
Black



































































choose from
100s of
custom colors



**FSB LOCKSETS****Lever Choices** *cont.*

2

1075  	1076   	1078  	1080  	1088  	1093  
					
L = 5-3/16"	L = 5-3/8"	L = 5-5/16"	L = 5-5/32"	L = 5-5/16"	L = 5-3/8"
1102   	1106   	1107  	1108  	1119   	1134   
					
L = 5"	L = 4-11/16"	L = 5-11/32"	L = 5-5/16"	L = 5-7/8"	L = 5-3/16"
1144  	1146  	1147  	1160  	1163   	1164   
					
L = 5-5/32"	L = 5-19/32"	L = 5-3/16"	L = 5-29/32"	L = 4-15/16"	L = 5-7/16"
1176  	1177  	1178  	1183  	1241 	1242 
					
L = 5-1/2"	L = 5-3/8"	L = 5-5/16"	L = 6-11/32"	L = 5-1/2"	L = 5-1/2"
1244  	1251  	1267  	1271  	1285 	1289 
					
	L = 5-5/16"	L = 5-5/16"	L = 5-3/8"	L = 5-7/16"	L = 5-5/16"


Entrance Sets

The FSB Entrance Set (ENT) is a Grade 1 mortise lock manufactured in the United States to meet the stringent demands of high-traffic applications.



Choose any FSB lever style for the interior side of your door. Available in Satin Stainless Steel (6204), these sets will truly make a statement on your front door.

Set Includes the following:

- 1 Ext. Escutcheon w/ Paddle & Pull
- 1 Int. Escutcheon w/ Thumbturn
- 1 Interior Lever of your choice
- 1 Half Spindle
- 1 Mortise Lock
- 1 Mortise Cylinder
- 2 Screws

Exterior Pull Design Options1035 

Satin Stainless Steel (6204)

1076 1251 **Interior Trim Plate**

Satin Stainless Steel (6204)

or Black Anodized Aluminum (0810)

OMNIA

SOLID BRASS

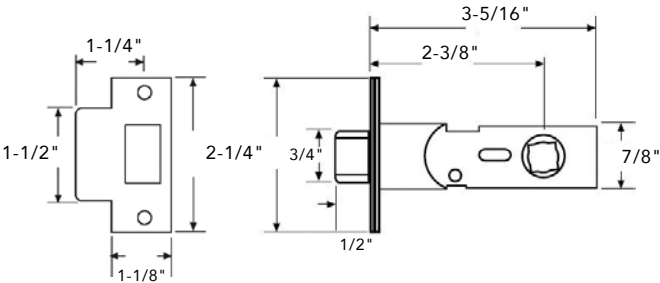
OMNIA INTERIOR KNOB & LEVER SETS

These solid cast brass knobs and levers will fit a 2-1/8" bore. For commercial and residential use. For commercial use, please specify at time of order. Supplied for 2-3/8" Backset and 1-3/8" thick door unless otherwise specified. Thru-bolted roses. Each set consists of two solid brass knobs or levers, concealed screw roses, latch, spindle, mounting screws, template and instructions. **All Special Order.**

Rose Dimensions

Modern Rose: 2-9/16" Dia. x 3/8"

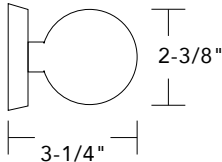
Traditional Rose: 2-1/2" Dia. x 9/16"



Strike Plate

Tubular Latch

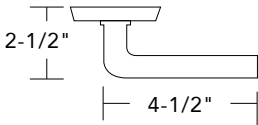
198
Knob Set



<u>198/60</u>	<u>Passage</u>	<u>Privacy</u>	<u>Sgl Dummy</u>
26, 26D	\$ 268	\$ 290	\$ 125

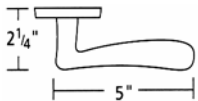
Also available in 2" (198/50) dia. knob

368 Lever Set



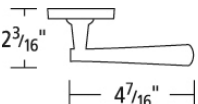
<u>368/00</u>	<u>Passage</u>	<u>Privacy</u>	<u>Sgl Dummy</u>
3	\$ 230	\$ 245	\$ 104
26,26D	240	256	109
10B	262	267	122
15	252	258	115

915
Lever Set



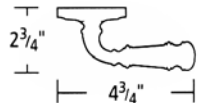
<u>915/00</u>	<u>Passage</u>	<u>Privacy</u>	<u>Sgl Dummy</u>
26, 26D	\$ 264	\$ 277	\$ 120
15	264	277	120

890
Lever Set



<u>890/00</u>	<u>Passage</u>	<u>Privacy</u>	<u>Sgl Dummy</u>
3	\$ 187	\$ 199	\$ 85
26,26D	206	232	88
10B	225	252	96
15	214	239	91

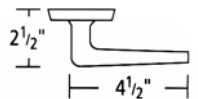
904
Lever Set



<u>904/00</u>	<u>Passage</u>	<u>Privacy</u>	<u>Sgl Dummy</u>
3	\$ 256	\$ 271	\$ 107
26,26D	276	283	109
10B	290	298	138
15	283	298	116

Shown with 2-5/8" dia. rose.
Also available in 1-3/4" (904/45), 2-3/16" (904/55) dia. roses.

36
Lever Set



<u>36/00</u>	<u>Passage</u>	<u>Privacy</u>	<u>Sgl Dummy</u>
3	\$ 201	\$ 216	\$ 90
26,26D	216	226	95
10B	250	256	118
15	225	237	99

Finish Codes

3:	Polished Brass	10B:	Oil Rubbed Bronze
26D:	Dull Chrome	26:	Polished Chrome
15:	Satin Nickel		

**OMNIA****OMNIA LEVER LATCHSETS** - All Special Order

- For commercial and residential use
- Will fit 2-1/8" bore, Rose dia: 2-7/16"
- 2-3/8" and 2-3/4" backsets available
- Supplied for 2-3/8" backset and 1-3/8" door thickness unless otherwise specified
- All lever latchsets are ADA approved
- Available in Passage, Privacy or Dummy; prices shown are Passage



32D: \$ 112



32: \$ 145

32D: \$ 112

Lever Dia: 13/16"



32: \$ 145

32D: \$ 112

Lever Dia: 13/16"



32: \$ 235

32D: \$ 197

Lever Dia: 5/8"



32D: \$ 204

Lever Dia: 11/16"



32D: \$ 118

Lever Dia: 11/16"

32 - Pol. Stainless Steel, 32D - Brushed Stainless Steel

STAINLESS STEEL**OMNIA STAINLESS DEADBOLTS** - All Special Order

Available in 2-3/8" or 2-3/4" backset. Fits in 2-1/8" standard bore.

Specify 1-3/8" or 1-3/4" door thickness. Available in 32D Finish.

Code	Finish	List
D9002	Brushed Stainless Steel	\$ 248

OMNIA STAINLESS PRIVACY BOLTS

All Special Order

Available in 2-3/8" or 2-3/4" backset.

Faceplate: 2-1/4" x 1".

Strike: 2-3/4" dia. x 1-1/8".

Inside Rose: 2" dia. 3/8" depth.

Inside Turnpiece: 1-1/4" x 1-3/4" proj. Bolt: 5/8".



Code	Finish	List
6000	Brushed Stainless Steel	\$ 149

OMNIA STAINLESS HANDLESET - URBAN

All Special Order



Urban with #12 Trim/Lever

Backplate Dimensions:

5-1/2" center to center.

Exterior (Top plate) and Interior: 10-1/2" x 2-1/2" x 7/16"

Exterior (Bottom Rose): 2" square

Overall:

Exterior: Length 16-3/4" x 2-3/8" proj.

Interior: Length 10-1/2" x 2-5/8" proj.

Specify #12 or #43 Interior Lever. Brushed Stainless Finish.

Code	Panic Proof	Dummy Pair	Dummy Exterior	Dummy Interior
URBAN	\$ 628	322	232	101

INTERIOR LOCKS

VALLI & VALLI

VALLI & VALLI LEVER SETS - Special Order

Available in a variety of lever styles and rosettes. For fine residential, light commercial or industrial int/ext doors.

- Door Range: 1-3/8" to 1-3/4" standard
- Backset: 2-3/8" standard
- Latch: 1/2" throw reversible latch with 1" x 2-1/4" square corner latch face for passage privacy; latches come with a T-strike: 2-3/4" x 1-1/8" and Lip: 1-1/4"
- Function: Passage and privacy locksets or dummy levers. Specify door handing for dummy levers.
- Mechanism: Cold rolled steel corrosion treated for normal atmospheric conditions.
- Crossbore: 2-1/8"
- Edge-Bore: 15-16"
- Throw: 1/2"

- 15: Satin Nickel
- 26D: Satin Chrome
- 32D: Satin Stainless Steel

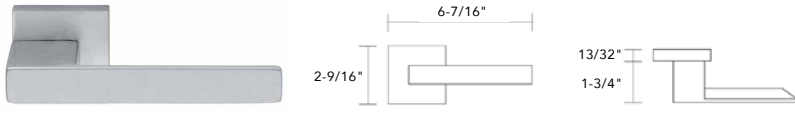
Code	Finish	Passage	Privacy	Dummy (each)
H416	32D	\$ 181	\$ 198	\$ 94
H1045	15	530	541	267
	26D	532	518	262
H1046	15	443	461	225
	26D	428	444	218
H1049	26D	495	520	251
H5008	32D	662	682	320
H5014	32D	373	383	185
H5017	32D	913	924	447

All Special Order

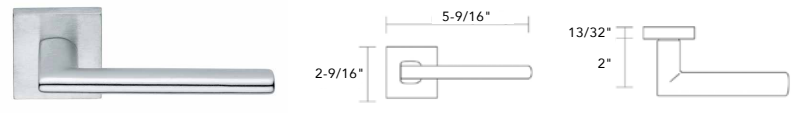
H416 Garnet Material: Stainless Steel



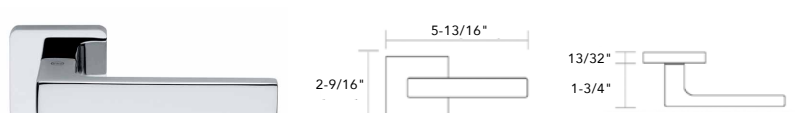
H1045 Bess Material: Zinc



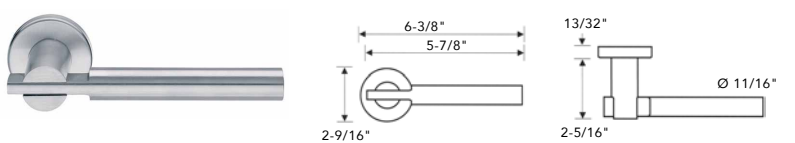
H1046 Nais Material: Brass



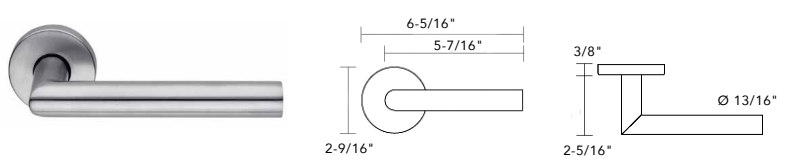
H1049 Divara Material: Brass



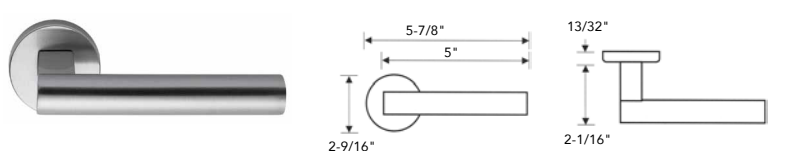
H5008 Himalaya Material: Stainless Steel



H5014 Bernina Material: Stainless Steel



H5017 Gottardo Material: Stainless Steel



**INOX LOCKS****All Special Order****2**

Residential ~ Commercial ~ European
Locks by Unison Hardware.

Go to: www.unisonhardware.com for a more detailed
product listing.

**European Lever Styles**

GB Rose Grade 4



GA Rose Grade 3



LP Plate Grade 3



SP Plate Grade 3



SA Rose Grade 3



SG Rose Grade 3



OR Rose Grade 3



GC Rose Grade 2

US Lever Styles

GT Series - Tubular



GS Series - Tubular



LA Series - Tubular



RA Series - Tubular



SE Series



SF Series - Tubular

Deadbolts

RD



SD



GD



HD



CD



LD

ACCURATE LOCK

ACCURATE LOCK CUSTOM STRIKES

All Special Order

Accurate provides fast, high quality custom products.
Items include:

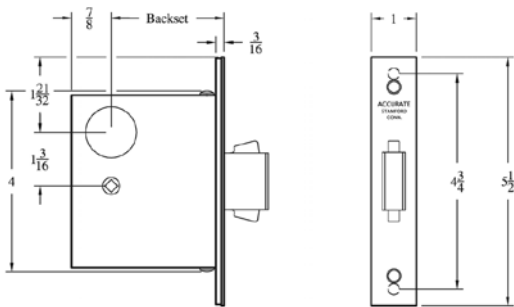
- Custom wraps
- Custom cover plates
- Custom face plates
- Custom filler plates
- Custom strikes (mortise, full lip, "T", profile, roller, ball catch, cremone, angle and double lip

ACCURATE LOCK SLIDING DOOR LOCKS

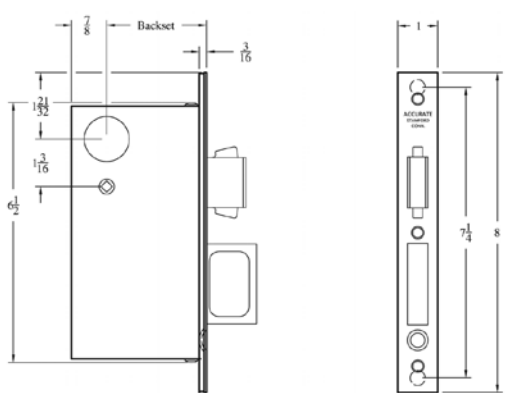
All Special Order



2000 Sliding Door Lock



2002 Pocket Door Lock with Pull

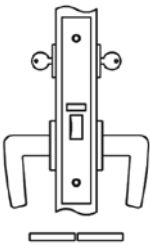


ACCURATE LOCK MORTISE LOCKS

Used by Omnia, Rocky Mtn, FSB, Emtek and Schlage

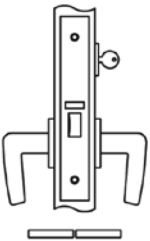
For use with lever handles and knobs.

Cylinders and trim shown for illustration purposes only (supplied by others).



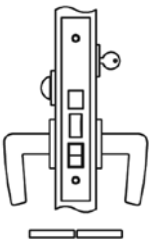
8842
For doors 1-3/4" min (1-1/4" armour front)

8742
For doors 1-3/8" min (1" armour front)
Entrance or public restroom Lock
(ANSI Series 1000-F09)
Latch bolt by lever either side unless outside lever is locked by Master Key from inside.
When outside lever is locked, latch bolt by key outside and lever inside.
Auxiliary latch deadlocks latch bolt.



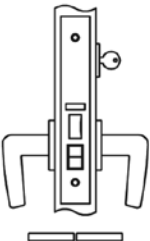
8845
For doors 1-3/4" min (1-1/4" armour front)

8745
For doors 1-3/8" min (1" armour front)
Classroom Lock
(ANSI Series 1000-F05)
Latch bolt by key outside and lever either side unless outside lever is locked by key.
Auxiliary latch deadlocks latch bolt.



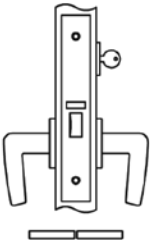
8848
For doors 1-3/4" min (1-1/4" armour front)

8748
For doors 1-3/8" min (1" armour front)
Entrance or Apartment Lock
(ANSI Series 1000-F12)
Latch bolt by key outside and lever either side unless outside lever is locked by toggle action stop.
Dead bolt by key outside and turn piece inside.
Turning inside lever retracts latch and dead bolt simultaneously.
Outside lever remains locked until manually unlocked by toggle.



8856
For doors 1-3/4" min (1-1/4" armour front)

8756
For doors 1-3/8" min (1" armour front)
Entrance or Office Lock
(ANSI Series 1000-F04)
Latch bolt by key outside and lever either side unless outside lever is locked by toggle action stop.
Auxiliary latch deadlocks latch bolt.



8859
For doors 1-3/4" min (1-1/4" armour front)

8759
For doors 1-3/8" min (1" armour front)
Storeroom or Closet Lock
(ANSI Series 1000-F07)
Latch by lever inside and key outside.
Outside lever always RIGID.
Auxiliary latch deadlocks latch bolt.